

**Fcar new official
website comes online**

Content

A

[Website update notes](#)

B

[Production coverage](#)

C

[Software Download issues](#)

D

[FAQ](#)

A. Website server update note

Many thanks for your great support in the past years .

In order to improve website performance, we will change the web server to Cloud server on **2018-11-19** while keeping the domain www.fcar.com.

The modification to the Fcar server will be segmented into two phases:

- Phase 1: Transition period (***From Nov. 19th to Dec.30th, 2018***)

During this period, the new website includes a hyperlink to access the original webpage.

Meanwhile you can use the functions of the old website normally.

- Phase 2: Completion of the website and server switching

From December 31, 2018 , the hyperlink to the old website will be deleted from new web and the new web will come into use.

We will continue to strive for more efficient & professional solutions to the diagnosis of passenger-cars and heavy duty vehicles!

B. Products coverage

[Get more details: www.fcar.com/Product-Detail.html](http://www.fcar.com/Product-Detail.html)

F3



F3S



F5



F6+



F7S



B: Products coverage

F10X



F50X



FOBD



FVCI

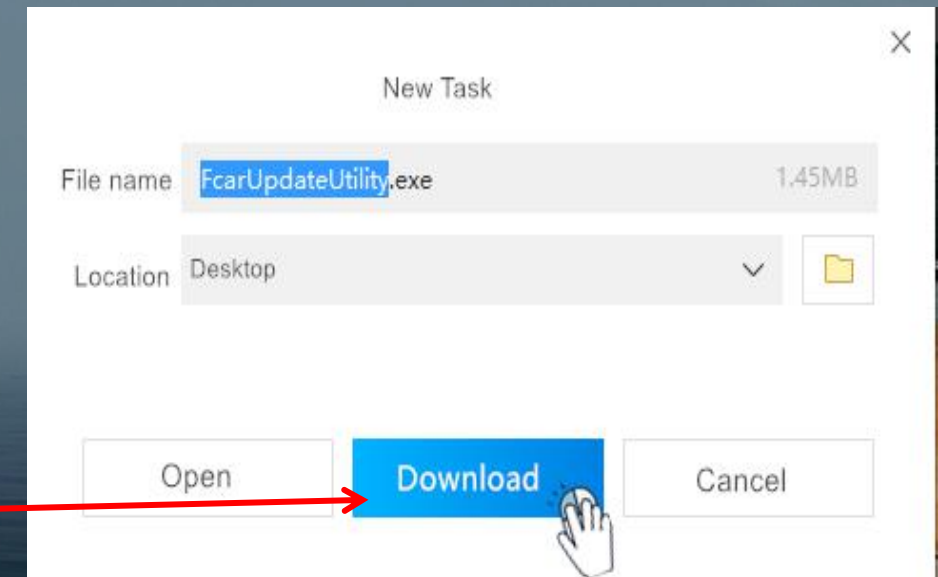
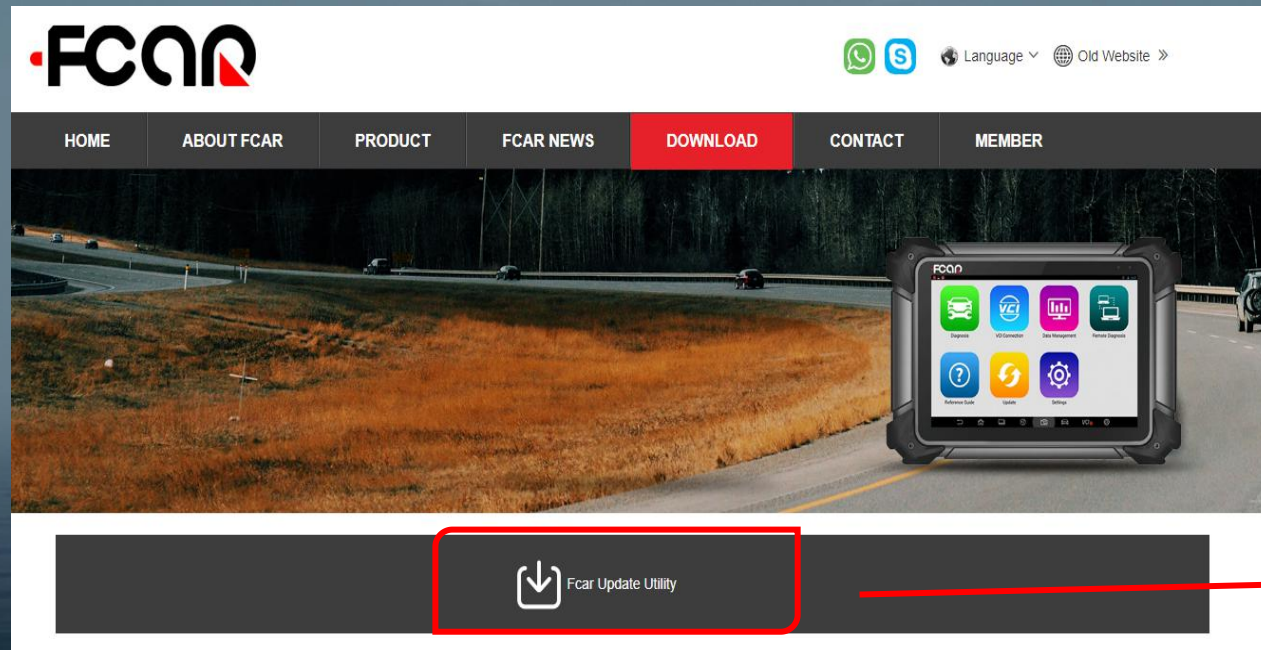


More new
products
coming soon ...

C. Software update issues

- **Important:** There is only Fcar Utility to support our customers to update the latest software .

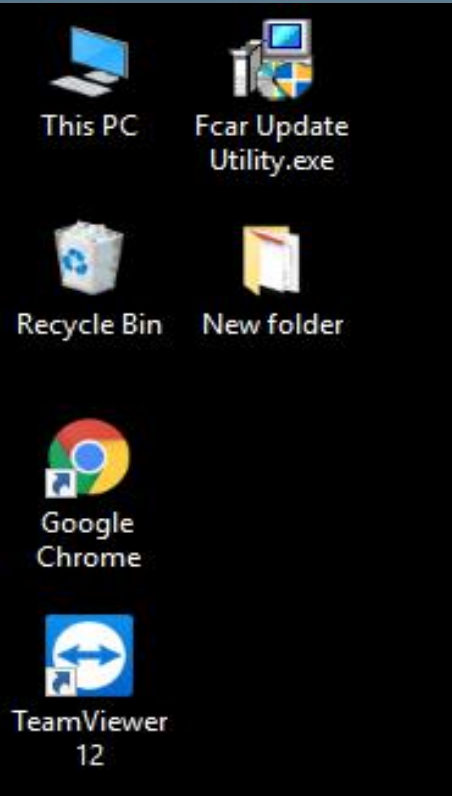
Not need to format the SD card everytime and just connect the SD card to your PC then it will be searched the software version automatically .



Software update tool installation and Member center login

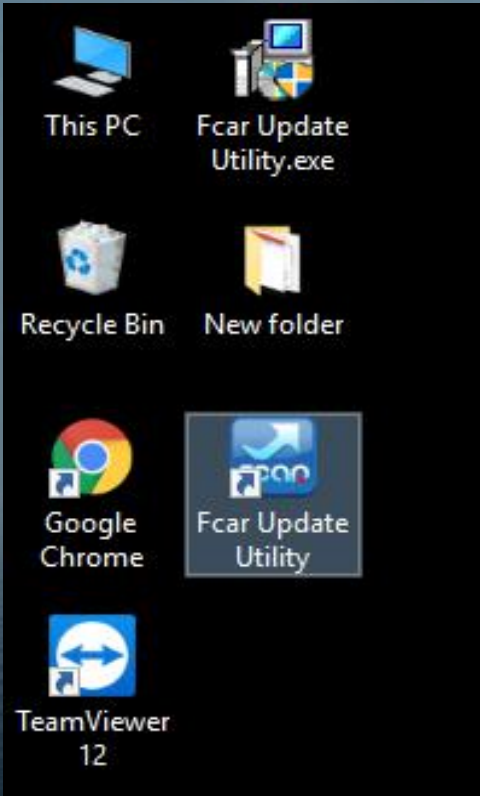
Step 1

Download



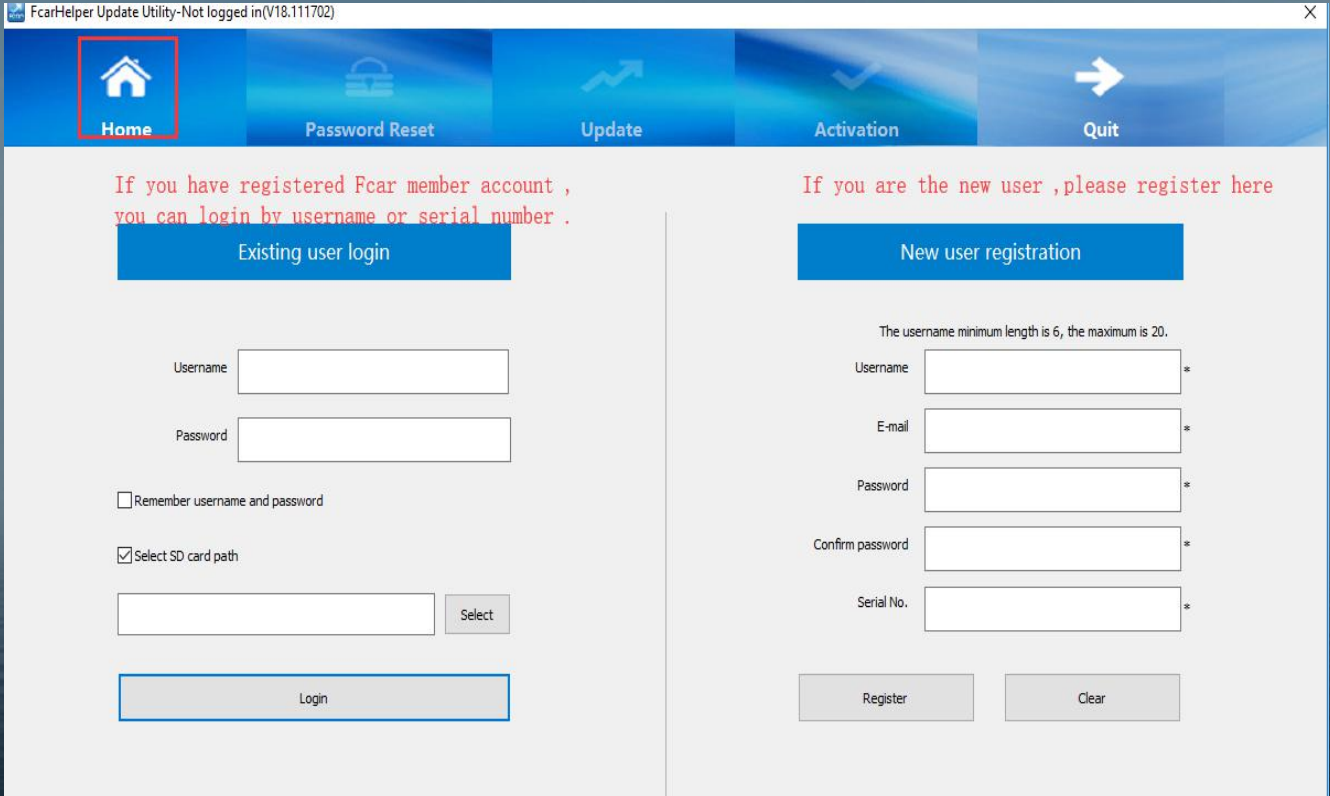
Step 2

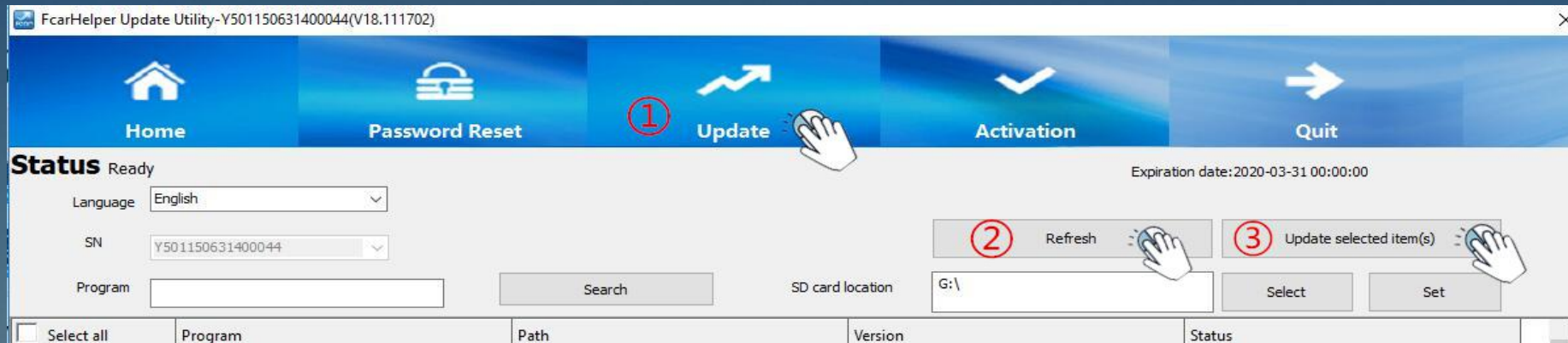
Installation



Step 3

Register or Login

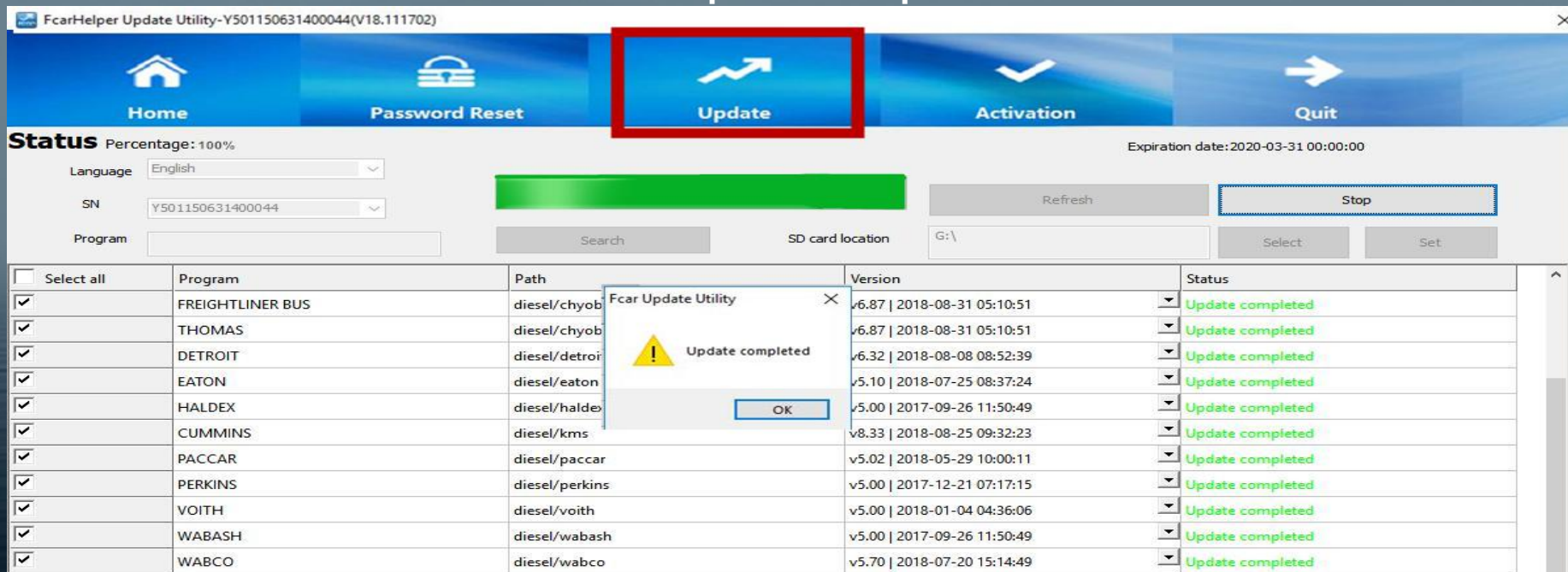




✓ Please follow the steps ①②③ in the above picture;

Then waiting for all the software update status to become green and the process bar to complete.

It will be succeed when there shows “update completed”



F A Q

Q1. How to go to the old website ?

A1: Visit the new website and find the icon  Old Website » on the right top page.

Q2. How to contact with online ?

A2: We provide online technical support via Skype, Whatsapp ,Teamviewer ,Wechat...

Please contact us by clicking the icon. 

Q3. May I get the latest software news from website ?

A3: Sure ,two different ways; a. Home page -- Update information

b. Choose menu “Download” , ”software type “ and “Language ” ; there will be a software list , you can check the detailed information after clicking “Message ” in the list .

Q4. Where could I get more detailed technical support material ?

A4 : Login the member center and there will be have a technical support options for members .

Or contact us by Email : service@szfcar.com

• ***Thank you for your attention*** •

Fcar Team